

# Springless Expendable One-Way Check Valve

---

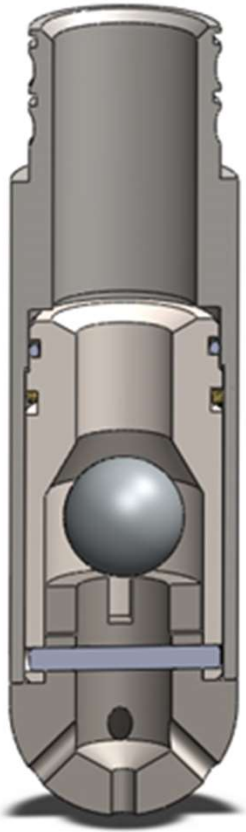
WELLHEAD CONTROL PRODUCTS





The WCP expendable check valve provides the opportunity to perform a clean-out and hang-off of a live well in only one trip. With the check cartridge loaded, it prevents well pressure from entering the coiled tubing string while at the same time allowing fluids to be pumped through the coil. It is a simple to use and robust tool. Available as a weld-on, roll-on or thread-on for any size tubing.

---



The wash tool consists of the following parts:

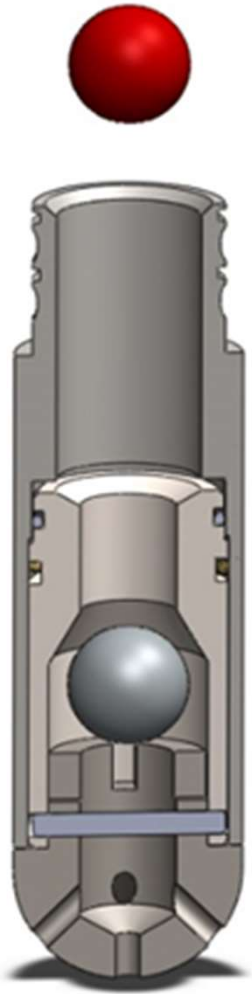
1. Main Body, which attaches to the coil.

2. The expendable cartridge.

---


3. 5-port wash nozzle.

4. Set of shear screws




A steel ball (pictured red) is dropped after clean out is complete.

---



Once the drop ball seats on top of the expendable cartridge, pressure is applied to shear the screws and eject the cartridge.

---



The cartridge will fall to the bottom of the well, and production can flow into the coiled tubing.

---